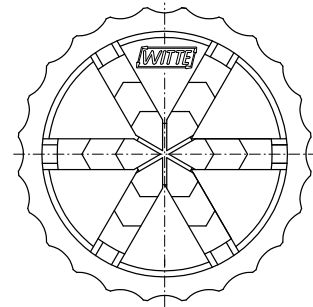
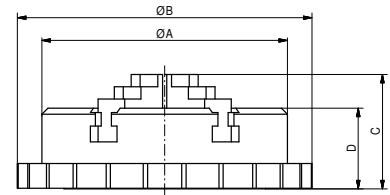


6 Jaw Keyless Chuck

for measuring applications

Nr.	A	B	C	D	
82340	50	60	23,4	17,3	97
82090	80	96	35	25,3	380
82135	125	146	53,1	38,4	1.385
82210	200	236	79,1	55,3	5.120

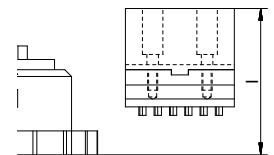
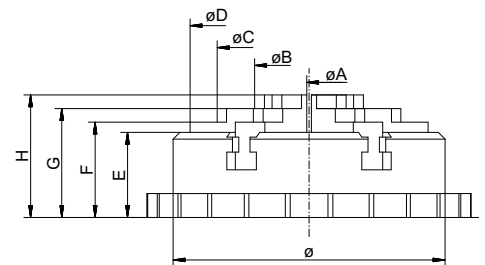


Concentricity base to part:
Repeatable accuracy max. 0,1mm, absolute accuracy 0,3mm

Further dimensions

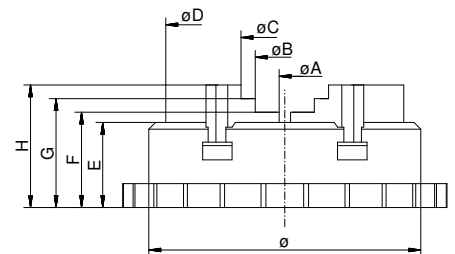
6 jaw keyless chuck

ø	A	B	C	D	E	F	G	H	I
50	1,5-29	18-45	30-57	42-69	17,3	18,4	21	23,4	30,3
80	2-44	27-69	47-89	66-108	25,3	27	31	35	44,8
125	3-71	44-112	76-144	108-176	38,4	41,1	47,1	53,1	69
200	5-113	59-167	113-221	169-277	55,3	63,1	71,1	79,1	103,3



6 jaw keyless chuck with reversed jaws

ø	A	B	C	D	E	F	G	H	I
50	10-30	22-42	34-54	50-70	17,3	18,4	21	23,4	30,3
80	18-43	36-61	56-81	81-106	25,3	27	31	35	44,8
125	27-68	59-100	91-132	131-172	38,4	41,1	47,1	53,1	69
200	43-110	99-166	153-220	207-274	55,3	63,1	71,1	79,1	103,3



ALUFIX CLASSIC elements can be anodized in different colours. The colour natural is standard, black (-1) is available as an alternative. Other colours on request.

Fixing disks for mounting keyless chucks are shown on page 123. Other versions on request.